

# Micro-credential Guidelines for Student

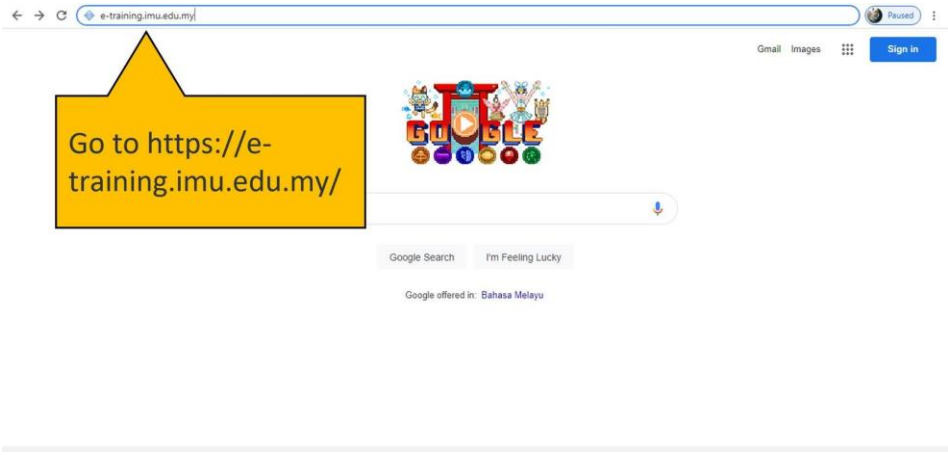
Distance and remote locations are no barriers to your learning journey.

IMU e-training Learning Management System (LMS) acts as the main platform where you can access your learning materials at anytime and anywhere.

## How to Log in to Your MiC Course Page

Your micro-credential course can be accessed via <https://e-training.imu.edu.my/>

Let's learn the step.

Steps	Description
<b>STEP 1:</b> Go to <a href="https://e-training.imu.edu.my/">https:// e-training.imu.edu.my/</a>	

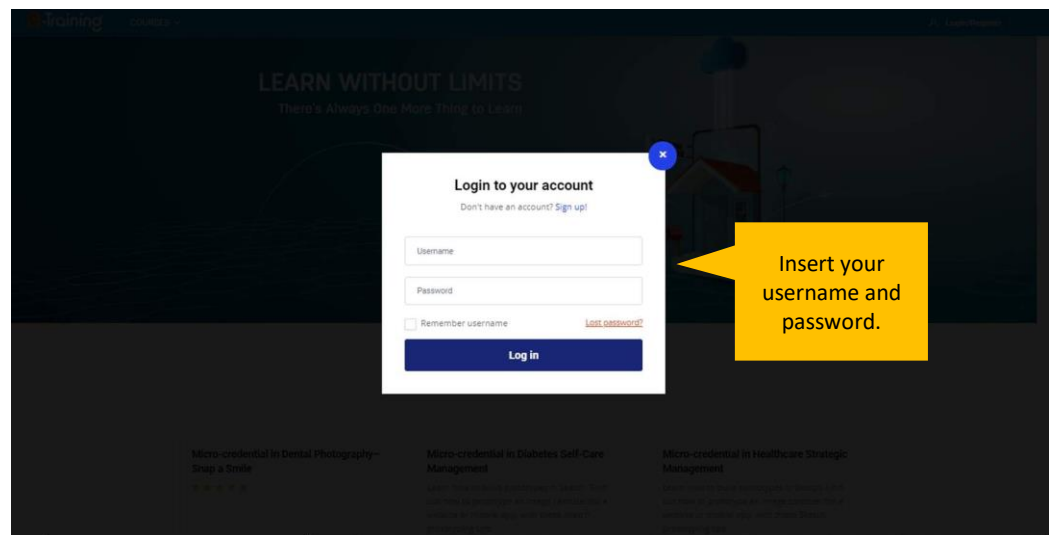
**STEP 2:**

**Click Login/Register to log in to your course.**



**STEP 3:**

**Insert your username and password.**



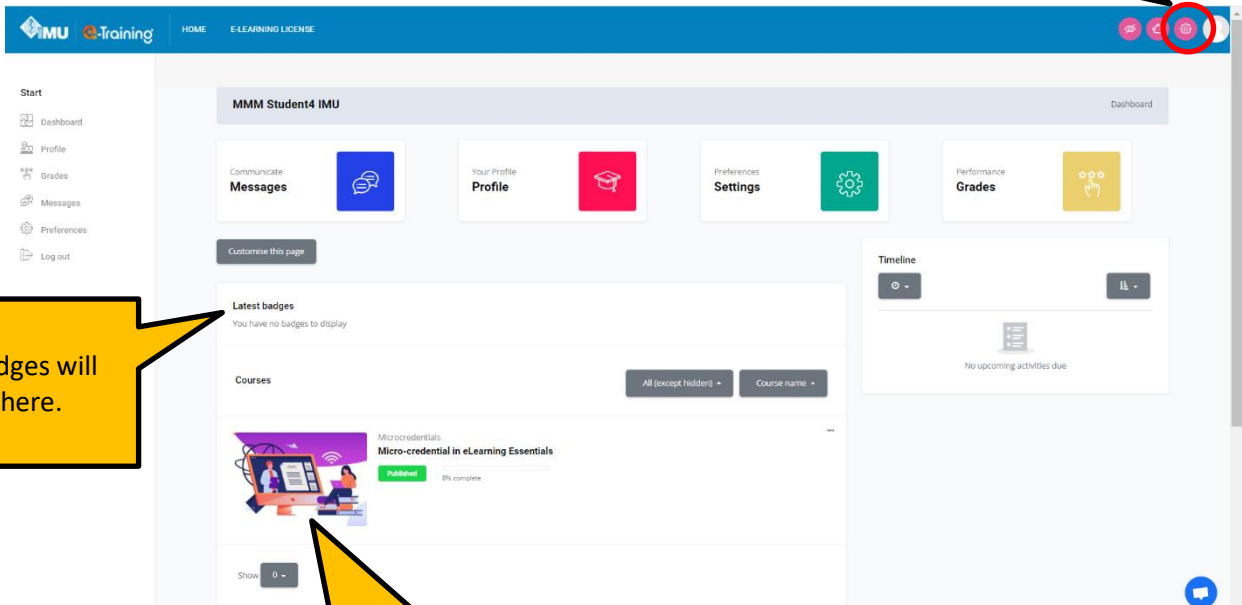
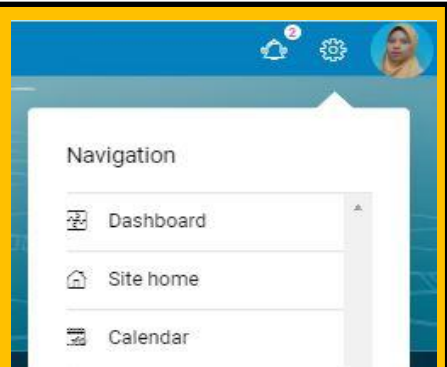
# Getting to Know The Dashboard

You will land on the Dashboard page when you first log into the portal.

The dashboard is an intuitive way of providing you with details of your course list, system announcements, and links to resource blocks.

## Navigation

By clicking this gear icon, you can see the link to your dashboard and available courses.



## Badges

All your e-badges will be displayed here.

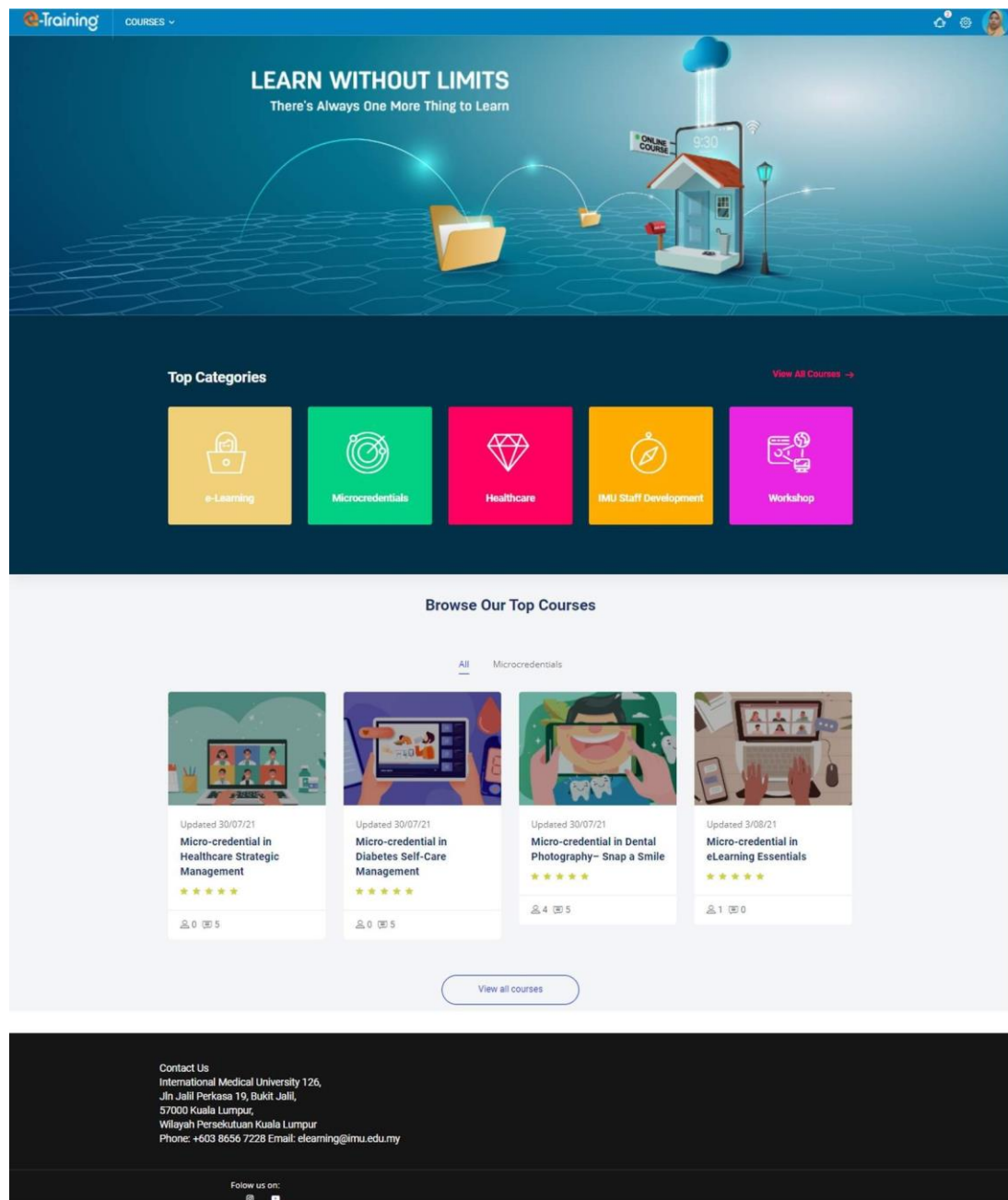
## Courses

All enrolled courses will be listed here. Hover the grid image and click the "View" button to go the course.

# Getting to Know The Site Home

Site Home page is the front page of e-Training portal.

Let's look at the front page of IMU e-Training portal.



**Top Categories**  
List of categories available in the portal.

**Course list**  
List of all courses available in the portal.

# Getting to Know your MiC Course Page

## Course Page

This is the main page of your Micro-credential course.

The screenshot shows a course page for "Micro-credential in eLearning Essentials (MIC 2001)" by Hasnain Zafar Baloch. The page includes an introduction video, a course overview, a list of course content, a comment section, and gamification features like a completion progress bar and a ladder board.

**Introduction Video**  
An introduction video to introduce the course.

**Course Overview**  
Detailed information of the course.

**Course Content**  
You can click each module button to view the content.

**Comment**  
You can add comment and review for this course.

**Course Features**  
Provide details of the course.

**Completion Progress**  
An overall view of progress from all tracked activities. Red indicates incomplete activity, yellow indicates in progress activity, and green indicates completed activity. You can go to any tracked activity by clicking on each square.

**Gamification Feature: Points**  
You can see your collected points based on completed activities.

**Gamification Feature: Ladder board**  
You can view your rank and collected points here.

Level	Basic
Module	10
Task-based Learning	5
Quiz	17
Discussion Forum	10

Activity	Progress
Module 1	Red
Module 2	Yellow
Module 3	Green

**Level up!**  
Rookie  
12000 to go

## Module Completion

To complete a module, you need to go through the learning material provided and complete all the activities.

Module 4 | Instructional Design Strategy 101

Module 4 | Instructional Design Strategy 101

### Welcome!

This module provides information and examples on instructional design strategies, and in doing so, hopes to enable you to understand and contribute immensely to your eLearning course or project design & development. To complete this module, you will need to complete all the activities provided in this course.

### Learning Outcomes

At the end of this module, you should be able to:

- define an instructional design strategy
- differentiate between instructional design strategies and instructional design models
- recognise components of an Instructional Design Strategy
- identify the right instructional design strategy based on learning requirements

### Facilitator

- Mrs Fareeza Marican binti Abu Backer Maricar
- Mrs Marlana binti Omar Bakhi

**Learning Material**

Go through the below content before proceeding with the activities (Assessment and Forum).

Module 4 | Instructional Design Strategy

**Assessment**


Pass the quiz and share your experience in using a strategy for teaching and learning in the forum below to complete this module.

Online Quiz | Instructional Design Strategy

Answer all questions in this quiz. The passing mark is 80%. Good luck!

Forum | Instructional Design Strategy

Be an active 'forumer' to earn the socialiser badge!



## Getting Help Online

### Contact Us For Support:



Send e-ticket: <https://elearnzone.imu.edu.my/eticketing/open.php>



Email to: [elearningsupport@imu.edu.my](mailto:elearningsupport@imu.edu.my)



Chat directly with eLearning Helpdesk



**Mondays to Fridays** 8.30 a.m. to 5.30 p.m. (MYT)

Saturdays, Sundays and Public Holidays closed.

Request raised during these times, will be entertained on the next working day.