

How to download TURNITIN Report

The screenshot shows a course page with a navigation bar at the top containing 'IMU e-Learning' and various user roles. The main content area includes a breadcrumb trail '2. Reference' and 'Topic 1: Introduction to Multicultural Counselling: Foundational Concepts'. Below this, there are sections for 'Formative Assessment' and 'Summative Assessment'. A PDF document titled 'Internal Course Assessment Guide' is listed. A link for 'Reflective Report 1' is highlighted with a green arrow pointing to a green callout box that says 'Click your *TURNITIN Assignment'. Below the link, the text 'Hi all, ...' and 'Please submit your 1st reflective report through this link.' is visible.

*depends on your TURNITIN assignment in module page provided by lecturer

The screenshot shows a table with the following data:

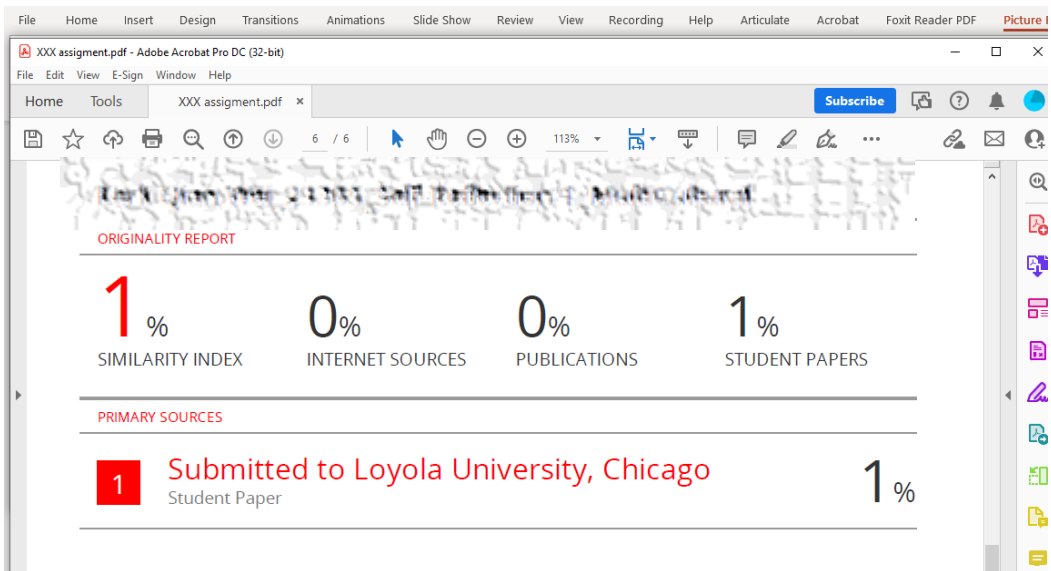
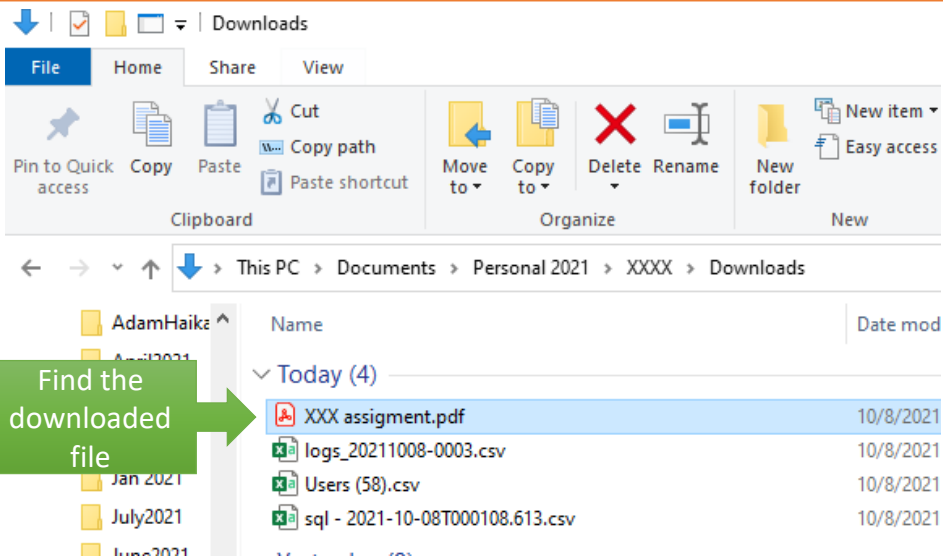
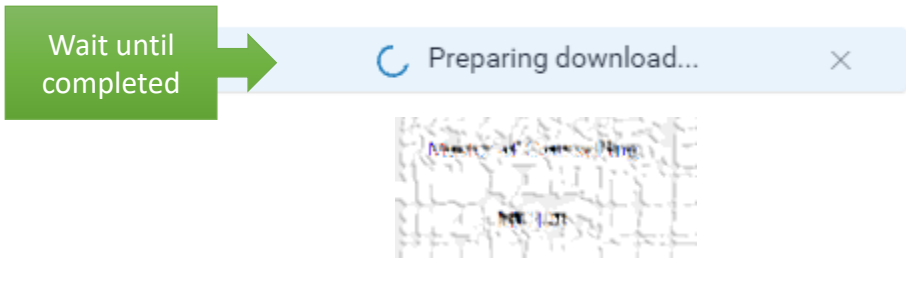
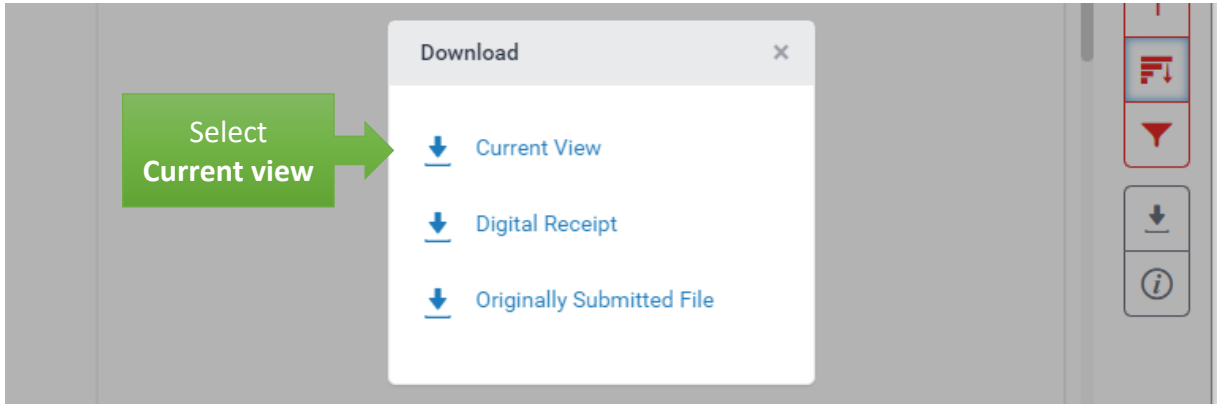
Title	Start Date	Due Date	Post Date	Marks Available
Reflective Report 1 - Part 1	22 Sep 2021 - 22:09	26 Sep 2021 - 23:59	29 Sep 2021 - 22:09	100

Below the table, there is a 'Refresh Submissions' button. A second table shows submission details:

Submission Title	Turnitin Paper ID	Submitted	Similarity	Grade
[Thumbnail]	1657642847	26/09/21, 20:13	1%	[Bar]

A green callout box points to the 1% similarity score with the text 'Click your similarity report'.

The screenshot shows a student user interface. At the top, it says 'Student User' and 'My Learning Dashboard'. On the right side, there is a vertical toolbar with several icons. A green callout box points to the download icon (a square with a downward arrow) with the text 'Click to download'.



The report is in the last page of document